



Attana® Sensor Chips and Reagents



ATTANA: BALANCING POWER AND SIMPLICITY IN MOLECULAR INTERACTION STUDIES

Based in Stockholm, Sweden, Attana is a pioneer in the development of continuous-flow Quartz Crystal Microbalance (QCM) systems for real time, label-free molecular interaction studies. Our systems have since 2003 been employed at leading universities and biotech companies in a wide variety of research fields within the life sciences.

ATTANA QUARTZ CRYSTAL MICROBALANCE (QCM) TECHNOLOGY

The core of the Attana technology lies in the quartz crystal mounted in the sensor chip to allow real time, label-free measurements of molecular interactions. By immobilizing a target molecule to the sensor surface, and flowing an interacting molecule over the surface, the interaction can be studied in real time. The real-time information can provide kinetic, affinity and specificity data on the interaction.

CHIP FEATURES AND PROPERTIES

Based on the inherent properties of the QCM technology, a wide versatility of chips can be engineered and produced for different applications. Optimized sensor chip surfaces result in low non-specific binding to enable analysis of complex samples from cell supernatant without purification.

Carboxyl – The most widely used and versatile surface for molecular interaction studies. Offers low non-specific binding.

Capturing Surface – Derived from the Carboxyl surface after treatment with various capturing kits. No optimization required.





Biotin – Used when biotinylated molecules are available. Simple to immobilize, easy to use.

Polystyrene – Designed to allow ex situ immobilization. For molecules sensitive to covalent coupling and to mimic ELISA conditions.


Gold – For use in basic research and possible customization of complimentary surfaces in different applications.



CHOOSING THE RIGHT ATTANA SENSOR CHIP

	 Carboxyl	 Capturing Surface	 Biotin	 Polystyrene
Proteins	X	-	X	(X)
Antibodies	X	X	X	X
Peptides	X	-	X	(X)
Carbohydrates	(X)	-	-	X
Nucleic Acids	(X)	-	X	-

Legend: X = best surface choice; (X) = alternative surface



Balancing **Power** and **Simplicity** in Molecular Interaction Studies

Attana® Sensor Chips and Reagents

ORDERING INFORMATION

Attana Sensor Chips	Specifications	Item Code <i>Pack of 3</i>	Item Code <i>Pack of 10</i>
Carboxyl	Is used together with the Attana Amine coupling kit (3501-3001) for covalent immobilization of proteins or other molecules with primary amine groups.	3616-3033	3616-3103
Biotin	Is used together with the Attana Streptavidin (3502-3001) for immobilization and analysis of biotinylated molecules.	3613-3033	3613-3103
Polystyrene	Is used for analysis of proteins or other molecules after immobilization to the surface through adsorption.	3611-3033	3611-3103
Gold	Basic surface for basic research and possible customisation.	3610-3033	3610-3103

ORDERING INFORMATION

Attana Reagents	Specifications	Item Code
Amine Coupling Kit	Is used together with the Attana® Carboxyl Sensor Chip for covalent immobilization of proteins or other molecules with primary amine groups. (>20 immobilizations)	3501-3001
Mouse-IgG Capture Kit	Is used together with the Attana® Carboxyl Sensor Chip and Amine Coupling Kit to obtain a sensor surface for Fc-specific capturing of mouse antibodies (IgG). (>10 immobilizations)	3518-3001
Streptavidin	Is used together with the Attana® Biotin Sensor Chip to enable immobilization of biotinylated molecules. (>30 immobilizations)	3502-3001
HBS-T 10X	Running buffer with any of the Attana systems, A100®, A100® C-Fast or Attana 100. (100 mM HEPES, 1.5 M NaCl, 0.05% Tween 20, pH 7.4) (250ml)	3506-3001

Attana AB

Björnnäsv. 21. SE-113 47 Stockholm, Sweden
 Telephone: +46 8 410 200 00, E-mail: info@attana.com
 www.attana.com



attana
 sensor technologies